


CONDUCTIVITY SENSOR: CS952

Conductivity Sensors for 900 Series Multi-Parameter Monitor / Controllers



Model CS952

- Measurement range from 0 to 200,000 μS .
- Can be installed in-line, in a tank or as a submersion sensor¹.
- Dual O-ring seals for long term, in stream reliability.
- Customized cell constant is verified on each sensor for best accuracy.

BENEFITS

- **Low Cost / High Performance.**
- **Compact Size.**
- **Ultra-High Measurements up to 200,000 μS .**
- **Cable Lengths Up to 100ft Available.**
- **Open-Well Temperature Sensor Measures Solution Temperature Directly.**

DESCRIPTION

The Myron L[®] Company CS952 Conductivity sensor combines small size with a 10.0 cell constant and an extremely high measurement range (0 to 200,000 μS). This makes it ideal for a wide variety of challenging applications such as: RO systems, Desalinization, Wastewater Management, and Chemical Manufacturing.

The 3/4" NPT process connection is made from 316

stainless steel. The non-wetted portion of the CS952 is also 316 stainless steel, to which a 3/4" swage-style fitting can be attached, allowing the sensor to be inserted into a standpipe for use in submersion applications¹. The wetted portion of the CS952 is made from CPVC (chlorinated polyvinyl chloride) which can withstand higher temperatures than standard PVC, but like PVC, is safe for the use with potable water.

The CS952 sensor is completely encapsulated and feature a dual O-ring seal design that ensures long life under demanding conditions. The outer O-ring bears the brunt of environmental attacks allowing the inner O-ring to maintain a reliable seal.

The thermo well containing the built-in PT1000 RTD is exposed directly to the measurement


stream, assuring rapid automatic temperature compensation² for maximum accuracy.



CS952 Sensor

Standard cable length is 10ft. (3.05m) terminated with 5, tinned leads (4 signal; 1 shield; separate 5-pin terminal block included). It is also available with optional 25ft (7.6m) or 100ft (30.48m) cables.

For more information please visit our website at www.myronl.com

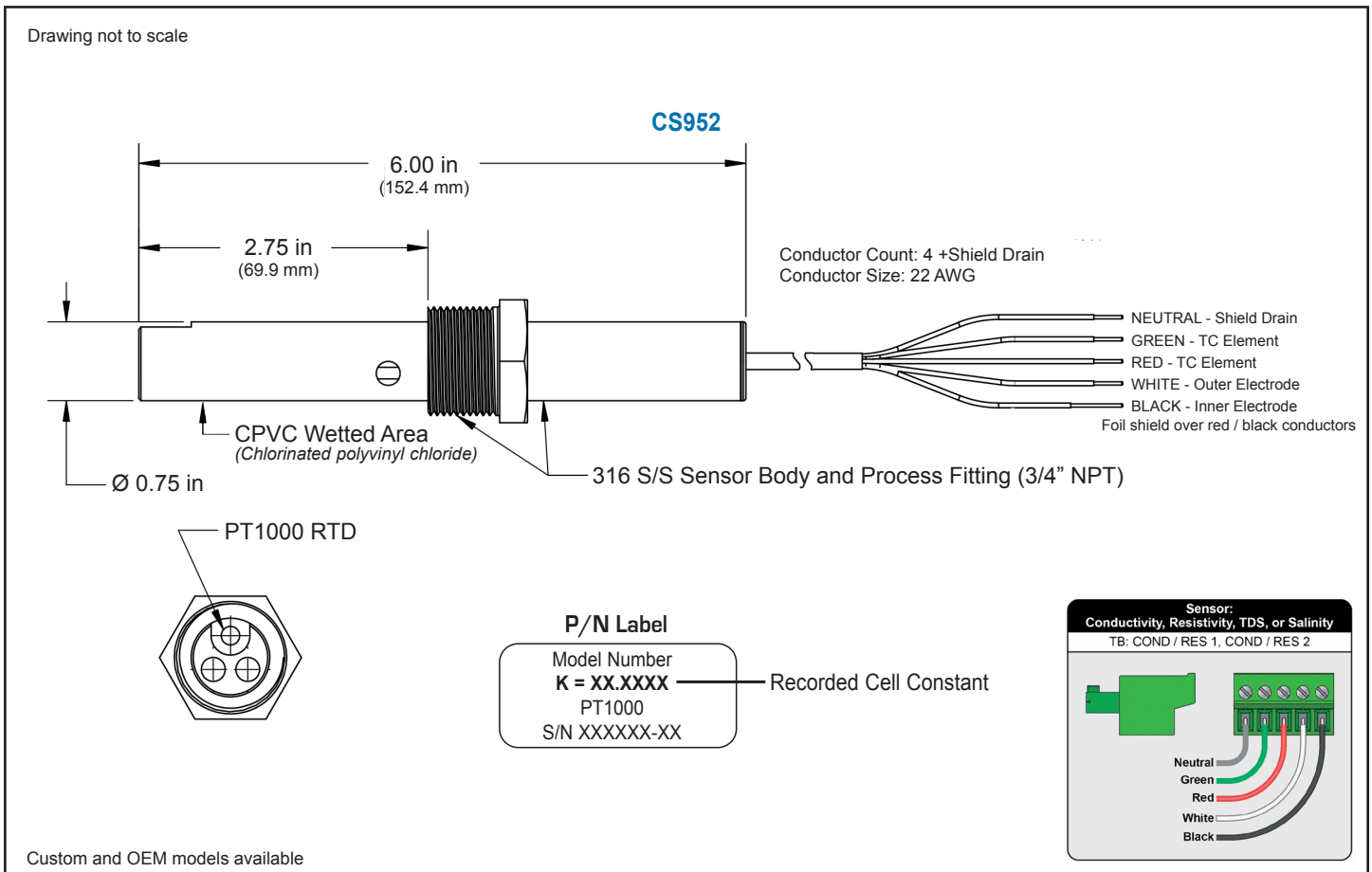


¹ Sensor back seal at cable exit is not water tight. ALWAYS mount the sensor in a standpipe for submersion applications.
² Temperature compensation can be deactivated to meet USP (United States Pharmacopoeia) requirements.

SPECIFICATIONS: CS952

Measurement Range:	0 μ S to 200,000 μ S
Nominal Cell Constant:	10.0 ¹
Sensor Body:	316 Stainless Steel
Insulator:	CPVC
Electrodes:	316 Stainless Steel
Dual O-rings:	EPR
Temperature Sensor:	PT1000 RTD
Temperature - Pressure:	0 - 95 °C (32 - 203 °F) @ 0 - 100 PSIG (6.9 bar)
Physical Connection & Mounting:	3/4" NPT: In-line: May be installed in any orientation. Immersion: Requires a standpipe and coupler.
Electrical Connection (Standard):	10 ft. (3.05 m) long Shielded Cable: 22 AWG, 4 leads + Shield Drain Wire 5-pin Terminal Block Included.

¹Actual Cell Constant for each sensor is verified and recorded on the P/N label attached to the sensor cable.



LIMITED WARRANTY

All Myron L[®] Company Conductivity Sensors have a Two (2) Year Limited Warranty. If sensor fails to function normally, return the unit to the factory prepaid. If, in the opinion of the factory, failure was due to materials or workmanship, repair or replacement will be made without charge. A reasonable service charge will be made for diagnosis or repairs due to normal wear, abuse or tampering. Warranty is limited to the repair or replacement of the sensor only. The Myron L[®] Company assumes no other responsibility or liability.

2450 Impala Drive
Carlsbad, CA 92010-7226 USA
Tel: +1-760-438-2021
Fax: +1-800-869-7668 / +1-760-931-9189
www.myronl.com

Built On Trust.

Founded in 1957, the Myron L[®] Company is one of the world's leading manufacturers of water quality instruments. Because of our commitment to product improvement, changes in design and specifications are possible. You have our assurance any changes will be guided by our product philosophy: accuracy, reliability, and simplicity.

